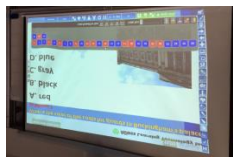






Innovative Smarter Lecture Award 2016 Application Form

Teacher Information

Name	Sandy Lin	Clear front photo	Date of Birth (YYYY/MM/DD)	1980/1/1
Gender	<input checked="" type="checkbox"/> Female <input type="checkbox"/> Male		Position	English Teacher
School (Institute)	Aclass Institution		Years of Teaching Experience	10 years
School Phone	+886-2325-5668		School Fax	+886-2325-5662
Mobile Phone	+886-911-123-345		E-Mail	sandy@aclass.com.tw
School Address	8F., No.149, Sec. 3, Xinyi Rd., Da'an Dist., Taipei City 106, Taiwan			
Education	Degree	Name of school	Major / Area	From / To
	Master	Taiwan Normal University	English	2002-2004
	Bachelor	Taiwan Cheng-Chi University	Education	1998-2002
Experience	School / Organization		Position	From / To
	Daan Elementary School		English Teacher	2009-
	XinYi Elementary School		English Teacher	2005-2009
Achievements	<ul style="list-style-type: none"> • (Use point-by-point format, 5 max) 			

Description of Smarter Model

Category	<input type="checkbox"/> IRS TMSC / <input checked="" type="checkbox"/> TBL TMSC / <input type="checkbox"/> 1-to-1 TMSC <input type="checkbox"/> Primary school / <input checked="" type="checkbox"/> Secondary school / <input type="checkbox"/> Other:	Level / Year	K12		
Topic	How to plan a fantastic local tour?	Subject	English		
Description of Smarter Model	<p>Show personal photos to attract students' attention, set tricky questions to arouse their curiosity, and assign tasks for team to collaborate and present. Summarize in the end with message sharing and feedback.</p>				
Model Structure (Flowchart)	Individual Readiness	Team Work	Presentation	Peer Evaluation	Discussion & Conclusion
	Motives	Collaboratio	Coordination	Feedback	Summary
Model Description with photos. (Add steps if necessary)	Steps		Description		Photos
	Step 1:	Individual Readiness	<p>A. Share your opinions/photos/stories first to set the tune for the class!</p> <p>B. Use statistics to check their background knowledge and arouse their curiosity!</p>		
	Step 2:	Team Work	<p>Assign task which is neither too easy nor complex to engage students collaborate together!</p>		
	Step 3:	Presentati on	<p>Randomly pick out students to present on behalf of team!</p>		
	Step 4:	Peer Evaluation	<p>Compete for the best solution and exchange opinions!</p>		

	Step 5:	Discussion & Conclusion	Organize students 'works and reasoning, collect opinions, refine ideas, make comments and summarize what we've achieved together!	
Effectiveness analysis	<ul style="list-style-type: none"> • students participate actively for team discussion • shy kids get help from others for presentation • less preaching, more guiding and observing • being inspired by students creativity • practice real life scenarios and cultivate their critical thinking 			

SAMPLE